

Dr. Gable: Article 2009-1018 (emo - 2320) is available for download

Emotion Published by American Psychological Association

Dear Author,

The page proof of your article (# 2009-1018), which is scheduled for publication in the Emotion, is now ready for your final review. To access your proof, please refer to this URL:

<http://rapidproof.cadmus.com/RapidProof/retrieval/index.jsp>

Login: your e-mail address

Password: 884Wqh3fbmZd

The site contains one file. You will need to have Adobe Acrobat® Reader software (Version 4.0 or higher) to read it. This free software is available for user downloading at <http://www.adobe.com/products/acrobat/readstep.html>.

If you have any problems with downloading your article from the Rapid Proof site, please contact rapidprooftech@cadmus.com. Please include your article number (2009-1018) with all correspondence.

This file contains a reprint order form, information regarding subscriptions and special offers, instructions for correcting the PDF proof electronically, and a copy of the page proof for your article. The proof contains 5 pages.

After printing the PDF file, please read the page proof carefully, as it will not be proofread by APA staff, and email your changes to the Journal Production Manager at APAProduction@cadmus.com within 48 hours. Be sure to respond to any queries that appear on the last page of the proof. Proofread the following elements of your article especially carefully:

- Tables
- Equations and mathematical symbols
- Figures (including figure and caption placement)
- Non-English characters and symbols

If you have no changes, email the Journal Production Manager at APAProduction@cadmus.com that you have no changes. If you do have changes, use the comments and notes features in Adobe Acrobat (instructions provided in the PDF file to be downloaded) and return the annotated PDF to APAProduction@cadmus.com. If you are unable to use Adobe Acrobat and your changes are minimal, you may summarize them in an email to the Journal Production Manager, clearly indicating the location of each change. If you are unable to use Adobe Acrobat and have changes too extensive to summarize in an e-mail please proceed as follows: Within the continental United States, send a clearly marked proof to the postal address given at the end of this message; outside the continental United States, fax a clearly marked proof to the Journal Production Manager at the fax number given at the end of this message.

To order reprints, please fill out the reprint order form and return it to Cadmus Reprints, Reprint Account Manager, P.O. Box 822942, Philadelphia, PA 19182-2942.

For information about the NIH PubMed Central deposit request as it relates to articles published in APA journals, including a PubMed Central deposit request form, please go to <http://www.apa.org/journals/authors/pubmed-deposit.html>.

This article has not yet been selected to appear in an issue. The Editor makes all decisions concerning publication order.

If you have questions or concerns about the editing of your proof, please contact me at the email address below.

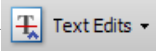
Sincerely,

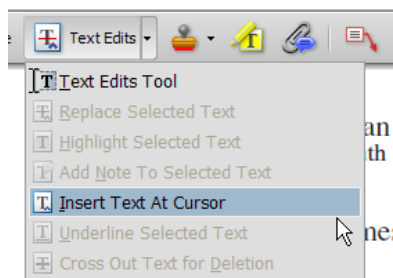
SinYi Yeung
Journal Production Manager
Emotion
Cadmus Communications
8621 Robert Fulton Drive, Suite 100
Columbia, MD 21046
E-mail: APAProduction@cadmus.com
Phone: 410-694-4156
FAX: 410-691-6926

Adding Comments and Notes to Your PDF

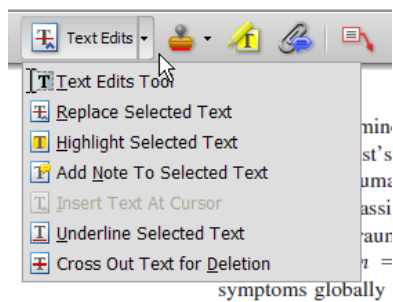
To facilitate electronic transmittal of corrections, we encourage authors to utilize the comments and notes features in Adobe Acrobat. The PDF provided has been “comment-enabled,” which allows you to utilize the comments and notes features, even if using only the free Adobe Acrobat reader (see note below regarding acceptable versions). Adobe Acrobat’s Help menu provides additional details on the tool. When you open your PDF, the comments/notes/edit tools are clearly shown on the tool bar (though icons may differ slightly among versions from what is shown below).

For purposes of correcting the PDF proof of your journal article, the important features to know are the following:

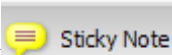
- Use the **Text Edits tool** () to insert, replace, or delete text.
 - To **insert text**, place your cursor at a point in text and select “Insert Text at Cursor” from the text edits menu. Type your additional text in the pop-up box.



- To **replace text** (do this instead of deleting and then re-inserting), highlight the text to be changed, select “Replace Selected Text” from the text edits menu, and type the new text in the pop-up box.



- To **delete text**, highlight the text to be deleted and select “Cross Out Text for Deletion” from the text edits menu (see graphic above).

- Use the **Sticky Note tool** () to describe changes that need to be made (e.g., changes in bold, italics, or capitalization use; altering or replacing a figure) or to answer a question or approve a change that was posed by the editor. To use this feature, click on the sticky note tool and then click on a point in the PDF where you would like to make a comment, then type your comment in the pop-up box.



- Use the **Callout tool** () to point directly to changes that need to be made. Try to put the callout box in an area of white space so that you do not obscure the text, as in the example below.

Table 5
Experiment 4: Comparative Optimism as a Function of Self-Presentation and Event Valence

	Event					
	Positive		Negative		Total	
Self-presentation	<i>M</i>	<i>SD</i>	<i>M</i>	<i>SD</i>	<i>M</i>	<i>SD</i>
Public/student	3.46	0.13	3.60	0.10	3.53	0.12
Public/expert	2.66	0.12	2.78	0.13	2.73	0.13
Control	2.39	0.11	2.46	0.09	2.43	0.11
Total	2.84	0.47	2.95	0.50		

The first column's entries should be flush left (except for "Total", which should be indented one em-space), as in Tables 1 and 2 previously.

- Use the **Highlight tool** () to indicate font problems, bad breaks, and other textual inconsistencies. Describe the inconsistencies with the callout tool (shown) or a sticky note. One callout (or sticky note) can describe many changes.

$$du/dt = -\lambda v^\alpha = -\lambda u$$

$$du/u = -\lambda dt$$

$$u_t = ue^{-\lambda t}$$

Close up minus sign to lambda (3 times, highlighted)

An alternate method is to select the appropriate text with your cursor, select “**Add Note to Selected Text**” from the text edits menu, and then type your note in the pop-up box (the selected text is highlighted automatically).

As with hand-annotated proof corrections, the important points are to communicate changes clearly and thoroughly; to answer all queries and questions; and to provide complete information for us to make the necessary changes to your article so it is ready for publication.

To utilize the comments/notes features on this PDF you will need Adobe Reader version 7 or higher. This program is freely available and can be downloaded from <http://get.adobe.com/reader/>

REPRINTS

Authors have two options for ordering reprints:

Authors who need to use purchase orders may order reprints from the standard *Purchase Order Service*. For a substantially lower price, authors may use the *Prepaid Service*. The rate schedules on page 3 give the prices for each service. All international prices include shipping via WWDS. All domestic shipments will be made via UPS. We request that you do not use Post Office box numbers; provide a full street address if possible. Authors may request expedited shipping – the additional cost will be billed. You are required to pay all duties that apply.

- **Prepaid Service:** To take advantage of this lower price option, submit your credit card information with your order or enclose a money order, certified check, or personal check. The prices given on page 3 include postage.
- **Purchase Order Service:** Reprint orders that are not prepaid must be accompanied by a purchase order. Cadmus Reprints will bill you later for the cost of the reprints. **Do not send remittance with the reprint order form and purchase order.** Remember that the price you see on page 3 includes postage, so it is the exact amount you will be billed. (Exception: Authors requesting expedited shipping will be billed the additional cost.)

Complete the order form on the next page and return it to Cadmus Reprints (not to APA). Only one order form is provided – include your coauthors' orders on this form or make photocopies of the order form for your coauthors. Check the box for either the prepaid service or the purchase order service. Give explicit instructions for all authors receiving reprints, using the space at the bottom of the order form.

To determine the cost of the reprints, count the number of pages in the printed article and refer to the rate schedules on page 3. For example, if your article is 11 pages long, you want 100 reprints, you live in the United States, and you are using the prepaid service, your total cost would be \$126. If your proof includes a page of queries following the text, do not include the query page in your article page count.

Send the order form to Cadmus Reprints when you return the page proofs. Reprints will be mailed within two weeks of the publication of the journal. Orders received after the issue goes to press will be processed with the next issue.

Where to Order Reprints

Send your order form with credit card information, money order, certified check, personal check, or purchase order in the amount indicated on the rate schedule to:

Cadmus Reprints

P.O. Box 822942
Philadelphia, PA 19182-2942

Phone: (410) 943-0629 FAX: (877) 705-1373

Personal checks must clear before reprints are processed. There is a \$30.00 charge for returned checks.



AMERICAN
PSYCHOLOGICAL
ASSOCIATION

2010 REPRINT ORDER FORM

EPF Journal Authors: To order reprints, complete all sections of this form. Please read the instructions on page 1.

Emotion

2009-1018

3558637

SEND the reprint order and

- (1) credit card number, or
- (2) money order/certified check, or
- (3) approved purchase order, or
- (4) check

to:

Cadmus Reprints
 P.O. Box 822942
 Philadelphia, PA 19182-2942

BILLING NAME

ORGANIZATION

ADDRESS (no P.O. Box)

CITY STATE ZIP CODE

ARTICLE TITLE

AUTHOR

DATE

PHONE #

FAX #

E-MAIL

REPRINTS INCLUDE COLOR? YES NO

OF TOTAL ARTICLE PAGES

OF REPRINTS

OF COVERS

PAYMENT METHOD: CHECK ONE:

___ CREDIT CARD CARD NUMBER _____

___ VISA EXPIRATION DATE _____

___ MASTERCARD SIGNATURE _____

___ MONEY ORDER/CERT. CHECK (make payable to **Cadmus Reprints**)

___ APPROVED PURCHASE ORDER (original PO must be attached)

___ CHECK (shipment delayed until check clears)

COMPUTE COST OF ORDER

PRICE (per chart) \$ _____

Add'l for Covers \$ _____

SUBTOTAL \$ _____

PA residents add 6% tax \$ _____

Add'l for Expedited Shipping \$ _____

TOTAL \$ _____

COMPLETE SHIPPING LABEL below. No P.O. Boxes.
 Include phone number on international shipments. International shipments can be made via AIR for additional charges; please indicate in Special Shipping Instructions if you desire this expedited service.

(TYPE OR PRINT MAILING LABEL BELOW)

SHIP TO: Phone No. _____

Name _____

Address _____

City _____ State _____ Zip _____

Expedited Service (enter service required): _____



RATES EFFECTIVE WITH 2010 ISSUES

Black and White Reprint Prices Prepaid						
Domestic (USA only)						
# of Pages	50	100	200	300	400	500
1-4	\$57	\$76	\$86	\$117	\$148	\$179
5-8	\$73	\$98	\$147	\$194	\$243	\$293
9-12	\$94	\$126	\$198	\$275	\$352	\$432
13-16	\$107	\$156	\$254	\$352	\$452	\$550
17-20	\$126	\$186	\$305	\$434	\$556	\$681
21-24	\$146	\$213	\$362	\$511	\$658	\$810
Covers	\$67	\$75	\$99	\$124	\$152	\$179

Color Reprint Prices Prepaid						
Domestic (USA only)						
# of Pages	50	100	200	300	400	500
1-4	\$120	\$204	\$287	\$385	\$447	\$489
5-8	\$188	\$246	\$367	\$536	\$648	\$759
9-12	\$208	\$272	\$423	\$622	\$818	\$968
13-16	\$224	\$294	\$483	\$708	\$934	\$1,157
17-20	\$246	\$318	\$546	\$799	\$1,050	\$1,352
21-24	\$269	\$342	\$609	\$888	\$1,168	\$1,552
Covers	\$67	\$75	\$99	\$124	\$152	\$179

Black and White Reprint Prices Prepaid						
International (includes Canada and Mexico)						
# of Pages	50	100	200	300	400	500
1-4	\$84	\$101	\$124	\$176	\$223	\$275
5-8	\$115	\$136	\$222	\$301	\$385	\$469
9-12	\$154	\$185	\$306	\$437	\$558	\$690
13-16	\$185	\$232	\$395	\$560	\$725	\$888
17-20	\$223	\$282	\$481	\$693	\$894	\$1,098
21-24	\$256	\$323	\$569	\$817	\$1,062	\$1,308
Covers	\$96	\$103	\$148	\$202	\$255	\$308

Color Reprint Prices Prepaid						
International (includes Canada and Mexico)						
# of Pages	50	100	200	300	400	500
1-4	\$148	\$229	\$325	\$444	\$522	\$585
5-8	\$230	\$284	\$442	\$643	\$790	\$934
9-12	\$268	\$331	\$531	\$784	\$1,024	\$1,226
13-16	\$302	\$370	\$625	\$915	\$1,207	\$1,496
17-20	\$343	\$414	\$722	\$1,058	\$1,388	\$1,769
21-24	\$379	\$452	\$817	\$1,194	\$1,572	\$2,050
Covers	\$96	\$103	\$148	\$202	\$255	\$308

Black and White Reprint Prices Purchase Order						
Domestic (USA only)						
# of Pages	50	100	200	300	400	500
1-4	\$62	\$83	\$93	\$127	\$161	\$194
5-8	\$80	\$106	\$159	\$210	\$264	\$318
9-12	\$102	\$137	\$215	\$299	\$382	\$469
13-16	\$116	\$170	\$275	\$382	\$491	\$596
17-20	\$137	\$202	\$331	\$471	\$603	\$739
21-24	\$158	\$231	\$393	\$555	\$714	\$879
Covers	\$73	\$81	\$108	\$134	\$165	\$194

Color Reprint Prices Purchase Order						
Domestic (USA only)						
# of Pages	50	100	200	300	400	500
1-4	\$130	\$221	\$311	\$417	\$485	\$531
5-8	\$204	\$267	\$398	\$581	\$704	\$823
9-12	\$225	\$295	\$459	\$675	\$887	\$1,050
13-16	\$243	\$319	\$524	\$768	\$1,014	\$1,256
17-20	\$267	\$345	\$592	\$867	\$1,139	\$1,467
21-24	\$292	\$371	\$661	\$963	\$1,267	\$1,683
Covers	\$73	\$81	\$108	\$134	\$165	\$194

Black and White Reprint Prices Purchase Order						
International (includes Canada and Mexico)						
# of Pages	50	100	200	300	400	500
1-4	\$91	\$110	\$134	\$191	\$242	\$298
5-8	\$125	\$147	\$240	\$327	\$417	\$509
9-12	\$168	\$201	\$332	\$474	\$606	\$749
13-16	\$200	\$252	\$429	\$607	\$787	\$964
17-20	\$242	\$306	\$522	\$752	\$970	\$1,191
21-24	\$278	\$350	\$617	\$886	\$1,152	\$1,420
Covers	\$104	\$111	\$160	\$220	\$277	\$335

Color Prices Purchase Order						
International (includes Canada and Mexico)						
# of Pages	50	100	200	300	400	500
1-4	\$160	\$249	\$352	\$482	\$566	\$634
5-8	\$250	\$308	\$479	\$698	\$857	\$1,014
9-12	\$291	\$360	\$576	\$850	\$1,111	\$1,331
13-16	\$327	\$401	\$678	\$993	\$1,310	\$1,623
17-20	\$372	\$449	\$783	\$1,148	\$1,506	\$1,919
21-24	\$411	\$490	\$886	\$1,295	\$1,705	\$2,224
Covers	\$104	\$111	\$160	\$220	\$277	\$335

Additional Rates	
Set title page, each	\$16.00
Each extra mailing	\$32.00
Remake pages, each	\$50.00

Subscriptions and Special Offers

In addition to purchasing reprints of their articles, authors may purchase an annual subscription, purchase an individual issue of the journal (at a reduced rate), or request an individual issue at no cost under special "hardship" circumstances.

To place your order, fill out the order form below (including the mailing label) and send the completed form and your check or credit card information to the address listed on the order form.

For information about becoming a member of the American Psychological Association, call the Membership Office at 1-800-374-2721.

2010 EPF Journal Subscription Rates

Journal*	Individual Rate	APA Member Rate
Asian American Jnl of Psychology	\$ 104	\$ 61
Canadian Jnl of Behavioural Science	\$ 110	\$ 80
Canadian Jnl of Experimental Psych	\$ 110	\$ 80
Canadian Psychology	\$ 110	\$ 80
Consulting Psychology Journal	\$ 93	\$ 61
Cultural Diversity & Ethnic Minority Psych	\$ 104	\$ 61
Dreaming	\$ 108	\$ 61
Families, Systems & Health	\$ 147	\$ 96
Group Dynamics	\$ 93	\$ 61
History of Psychology	\$ 104	\$ 61
International Jnl of Play Therapy	\$ 105	\$ 61
International Jnl of Stress Management	\$ 93	\$ 64
Jnl of Diversity in Higher Education	\$ 93	\$ 61
Jnl of Neuroscience, Psychology & Econ	\$ 104	\$ 61
Jnl of Occupational Health Psychology	\$ 93	\$ 61
Jnl of Psychotherapy Integration	\$ 93	\$ 74
Personality Disorders: Theory Rsch & Treat	\$ 104	\$ 61

2010 EPF Journal Subscription Rates

Journal*	Individual Rate	APA Member Rate
Jnl of Theoretical & Philosophical Psych	\$ 93	\$ 61
Psychoanalytic Psychology	\$ 104	\$ 61
Psychological Services	\$ 93	\$ 61
Psychological Trauma: Theory, Research	\$ 104	\$ 61
Psychology of Aesthetics, Creativity & Arts	\$ 92	\$ 61
Psychology of Men & Masculinity	\$ 104	\$ 61
Psychology of Religion & Spirituality	\$ 104	\$ 61
Psychotherapy: T, R, P, T	\$ 121	\$ 66
Review of General Psychology	\$ 104	\$ 61
School Psychology Quarterly	\$ 110	\$ 61
Training & Education in Prof. Psych.	\$ 110	\$ 61

*For journal descriptions, see APA's website:
<http://www.apa.org/journals>

CUT ALONG DASHED LINE – RETURN LOWER PORTION TO APA ORDER DEPARTMENT

Instructions: Check the appropriate box, enter journal title and price information, and complete the mailing label in the right column. Enclose a check made out to the **American Psychological Association**, and mail it with the form to the APA Order Department or complete the credit card information below.

Annual Subscription (available on January-December basis only). To subscribe, specify calendar year of the subscription. Refer to the Subscription Rates shown above.

Journal: _____

Calendar year of subscription: _____ Price: _____

PRINT CLEARLY – THIS IS YOUR MAILING LABEL

SHIP TO:	Phone No. _____
Name _____	
Address _____	
City _____ State _____ Zip _____	
Expedited Service (enter service required): _____	

Send the completed form and your check, made out to the **American Psychological Association**, or your credit card information to:

APA Order Department
750 First Street, NE
Washington, DC 20002-4242

All orders must be prepaid. Allow 4-6 weeks after the journal is published for delivery of a single copy or the first copy of a subscription.

CREDIT CARD PAYMENT

___ VISA ___ MASTERCARD ___ AMERICAN EXPRESS

CARD NUMBER _____

Expir. Date _____ Signature _____

The Effect of Low Versus High Approach-Motivated Positive Affect on Memory for Peripherally Versus Centrally Presented Information

Philip A. Gable and Eddie Harmon-Jones
Texas A&M University

Emotions influence attention and processes involved in memory. Although some research has suggested that positive affect categorically influences these processes differently than neutral affect, recent research suggests that motivational intensity of positive affective states influences these processes. The present experiments examined memory for centrally or peripherally presented information after the evocation of approach-motivated positive affect. Experiment 1 found that, relative to neutral conditions, pregoal, approach-motivated positive affect (caused by a monetary incentives task) enhanced memory for centrally presented information, whereas postgoal, low approach-motivated positive affect enhanced memory for peripherally presented information. Experiment 2 found that, relative to a neutral condition, high approach-motivated positive affect (caused by appetitive pictures) enhanced memory for centrally presented information but hindered memory for peripheral information. These results suggest a more complex relationship between positive affect and memory processes and highlight the importance of considering the motivational intensity of positive affects in cognitive processes.

Keywords: emotions, positive affect, memory, approach motivation, central versus peripheral presentation

AQ: 1

Emotions influence attention and processes involved in the formation, retrieval, and distortion of memories (Brown & Kulik, 1977; Kensinger, 2009a). Although some research has suggested that positive affect categorically influences these processes differently than neutral affect (Kensinger, 2009a), recent research suggests that motivational intensity of positive affective states may influence these processes. For example, positive affects low in approach motivational intensity broaden attentional scope (Fredrickson & Brannigan, 2005; Gable & Harmon-Jones, 2008a), whereas positive affects high in approach motivational intensity narrow attentional scope (Gable & Harmon-Jones, 2008a; Harmon-Jones & Gable, 2009). These results suggest that positive affects of differing motivational intensity levels may have different influences on memory, an idea that has been recently proposed but not yet directly tested (Kensinger, 2009b; Larson & Steuer, 2009; Levine & Edelstein, 2009). The present research provides an initial test of this idea.

Approach-Motivational Intensity Levels Within Positive Affects

Positive affects vary in motivational intensity. Some positive affective states are low in approach motivation (serenity), whereas others are higher in approach motivation (desire). Positive affects high in approach motivation often occur in the pursuit of a goal (pregoal). In contrast, positive affects low in approach motivation

occur after a goal has been achieved (postgoal) or when there is no goal (goal irrelevant). Neurobiological differences exist between pregoal and postgoal attainment positive affect in the prefrontal cortex, nucleus accumbens, and other structures (Harmon-Jones, Harmon-Jones, Fearn, Sigelman, & Johnson, 2008; Knutson & Peterson, 2005; Knutson & Wimmer, 2007).

Approach-motivated positive affective states may be associated with narrowed attention and memories to assist organisms by shutting out irrelevant perceptions and cognitions while they approach and attempt to acquire desired objects (Gable & Harmon-Jones, 2008a; Harmon-Jones & Gable, 2008). Broad attention and memory for peripheral information might cause distraction and hinder acquisition of desired goals, but such cognitive states may be adaptive after goal acquisition. Positive affective states low in approach motivation increase attentional broadening and enhance memory for peripherally presented information because such states suggest that things are going better than necessary, coasting can occur, and the mind is open to unforeseen opportunities (Carver, 2003).

Research Examining Attentional Consequences of Positive Affects Varying in Motivation

Broadening versus narrowing of attention as a function of differing positive affective states has been examined in experiments using global-local visual bias tasks. In these tasks, individuals are presented with visual stimuli that could be viewed in a local (narrow) manner or a global (broad) manner. Low approach-motivated positive affect (e.g., amusement) causes broadened attention (Fredrickson & Brannigan, 2005; Gable & Harmon-Jones, 2008a; Gasper & Clore, 2002), whereas high approach-motivated positive affect (e.g., desire) causes narrowed attention (Gable & Harmon-Jones, 2008a, in press-b; Harmon-Jones & Gable, 2009). Specifically, low approach-motivated positive affect (amusement)

AQ: 2

This research was supported by National Science Foundation Grant BCS 0643348 awarded to Eddie Harmon-Jones.

Correspondence concerning this article should be addressed to Philip A. Gable or Eddie Harmon-Jones, Department of Psychology, Texas A&M University, 4235 TAMU, College Station, TX 77843. E-mail: pagable@gmail.com or eddiehj@gmail.com

broadens attentional focus relative to high approach-motivated positive affect (desire; Gable & Harmon-Jones, 2008a, Study 1). In addition, trait behavioral approach sensitivity and experimental manipulations of positive approach motivation have been found to predict attentional narrowing after appetitive stimuli (Gable & Harmon-Jones, 2008a, Studies 3–4). Neural activations involved in approach motivation—relative left frontal cortical activity—are associated with more narrowed attention after appetitive stimuli (Gable & Harmon-Jones, in press-b; Harmon-Jones & Gable, 2009).

The Present Experiments

On the basis of the aforementioned findings, we predicted that positive affects of varying levels of approach motivational intensity would differentially affect memory for centrally versus peripherally presented information. Specifically, high approach-motivated positive affect, as compared with a neutral state or low approach-motivated positive state, should cause better memory for centrally presented information. In contrast, low approach-motivated positive affect, as compared with a neutral state or high approach-motivated positive state, should cause better memory for peripherally presented information. In this initial examination of the effects of different positive affects on memory, the physical location of stimuli was varied to be central or peripheral. Across all affective states, centrally presented information may be better remembered than peripherally presented information; our predictions are focused on testing the differences between affective states on peripherally (or centrally) presented information.

Experiment 1

Low and high approach-motivated positive affects were manipulated with the monetary incentive delay paradigm, which has been used in other experiments to create low versus high approach-motivated positive affect or pre- versus postgoal positive affective states (Knutson, Westdorp, Kaiser, & Hommer, 2000; Knutson & Wimmer, 2007). In this paradigm, cues indicating the possibility of gaining money for subsequent task performance are used to evoke pregoal (high approach) positive affect. Different cues indicating the outcome of the task performance (i.e., whether a reward was obtained) are used to evoke postgoal (low approach) positive affect. Experiments using this task have found that pregoal positive cues indicating the possibility of gaining money activate anticipatory reward circuitry such as the nucleus accumbens. In contrast,

postgoal positive cues indicating monetary gain activate the mesial prefrontal cortex (Knutson, Fong, Bennett, Adams, & Hommer, 2003). Furthermore, participants report greater positivity and arousal during pregoal anticipated monetary gain and greater positivity, but not arousal, after postgoal monetary gain (Knutson & Wimmer, 2007; Nielsen, Knutson, & Carstensen, 2008). We predicted that high approach-motivated (pregoal) positive affect would cause better memory for centrally presented information, whereas low approach-motivated (postgoal) positive affect would cause better memory for peripherally presented information. AQ: 3

Method

Twenty-seven introductory psychology students participated for course credit. Participants were informed that they had the chance to win a monetary prize of \$10. Twelve practice trials were included at the beginning of the game.

Each trial ($n = 120$; see Figure 1) began with a white circle or square presented in the center of the computer monitor. Half of the participants were told that the circles were reward cues indicating that they could gain money on the trial on the basis of their reaction times, and the squares were neutral cues indicating that they could not gain money on the trial; the meaning of cues was reversed for the other half of the participants. Half the trials were reward trials and half the trials were neutral trials. F1

After 40 pregoal cues, a word was presented in a central or peripheral location on the monitor. Central words ($n = 20$) were presented in the center of the screen; peripheral words ($n = 20$) were presented in the center of one of four quadrants of the computer screen. Participants were told they would see words displayed but that these words were unrelated to the game. All words were neutral words from the Affective Norms of English Words (ANEW; Bradley & Lang, 1999).

Next, participants performed the goal-related task, which was a flanker task (Eriksen & Eriksen, 1974). Participants were instructed to indicate the direction of the center arrow by pressing buttons marked left or right as quickly and accurately as possible. Participants were told that if they correctly responded to the arrow faster than the average college student, they would gain money on the trial, if the trial was a reward one.

After the flankers, participants received postgoal feedback. A white circle or square appeared with a monetary value displayed in the circle/square indicating the amount of money gained (\$0.15 or \$0.00). To give participants the expectancy that they could beat the

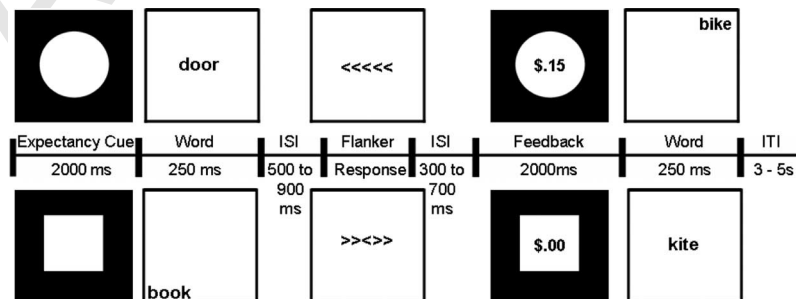


Figure 1. Experiment 1 example trials.

average reaction time and gain money, we manipulated gain and nongain postgoal feedback. Two thirds of the trials with the expectancy of monetary gain resulted in gaining money. In contrast, on the nonreward trials, two thirds of the trials resulted in no gain. After 40 postgoal gain feedback cues and 40 postgoal no-gain feedback cues, another neutral word was presented centrally or peripherally. A total of 120 neutral words (40 pregoal and 80 postgoal) were presented.

One third of the reward expectancy trials resulted in no gain. This was done to give participants the impression that their efforts were resulting in achieving the reward as opposed to the game being fixed. Also, one third of the nonreward expectancy trials resulted in monetary gain, so we could examine whether such affected memory. Participants were instructed at the beginning of the game that gains on these trials were unrelated to their reaction time.

After all trials were presented, memory was measured. The old words (10 words in each of the 12 conditions; e.g., postgoal gain reward-expectancy centrally presented words) and 80 new neutral foil words were presented one at a time until participants responded whether they remembered seeing the word. Finally, participants were paid \$10 and debriefed.

Results

A 2 (reward expectancy vs. nonreward expectancy) × 2 (word presentation: central vs. peripheral) × 3 (pregoal cue vs. postgoal gain feedback vs. postgoal no-gain feedback) analysis of variance (ANOVA) revealed a significant three-way interaction, $F(2, 50) = 5.09, p = .01, \eta_p^2 = .17$ (see Figure 2). This three-way interaction was unpacked by examining the 2 (reward expectancy) × 2 (word presentation) interaction within the pregoal cue, postgoal feedback, and postgoal no-gain feedback conditions.

In response to the pregoal cue, an interaction occurred, $F(1, 25) = 5.45, p = .03, \eta_p^2 = .18$. Centrally presented words after reward expectancy were recognized significantly more than centrally presented words after nonreward expectancy ($p = .0007$). Peripherally presented words after reward expectancy did not

differ from peripherally presented words after nonreward expectancy ($p = .57$). Centrally presented words were recognized more than peripherally presented words for both trial types ($ps < .0001$).

In response to the postgoal gain feedback, an interaction occurred, $F(1, 25) = 3.81, p = .06, \eta_p^2 = .13$. Peripherally presented words after reward gain were recognized significantly more than peripherally presented words after nonreward ($p = .01$). Centrally presented words after reward expectancy did not differ from centrally presented words after nonreward expectancy ($p = .93$). Centrally presented words were recognized more than peripherally presented words for both trial types ($ps < .004$).

As expected, within the postgoal no-gain feedback condition, the 2 (reward expectancy) × 2 (word presentation) interaction was not significant, $F(1, 25) = 0.59, p = .45, \eta_p^2 = .02$.

Discussion

As compared with a neutral state, a high approach-motivated (pregoal) positive state caused better memory for centrally presented stimuli. A low approach-motivated (postgoal) positive state, however, caused better memory for peripherally presented stimuli, as compared with a neutral state. This improved memory for peripheral information occurred only after participants were in a pregoal positive state; it did not occur to monetary gain when there was no expectancy for the gain.

The no-gain conditions produced no differences in central or peripheral memory. Failing to receive an expected reward has been shown to produce anger for some individuals but sadness for others (Crossman, Sullivan, Hitchcock, & Lewis, 2009). Anger, a high-approach negative affect (Harmon-Jones, Harmon-Jones, Abramson, & Peterson, 2009), likely produces a narrowing of attention and cognition, whereas sadness, a low-approach negative affect, likely produces a broadening of attention and cognition (Gable & Harmon-Jones, in press-a). These diverse emotional outcomes may have led to the lack of differences in the no-gain conditions.

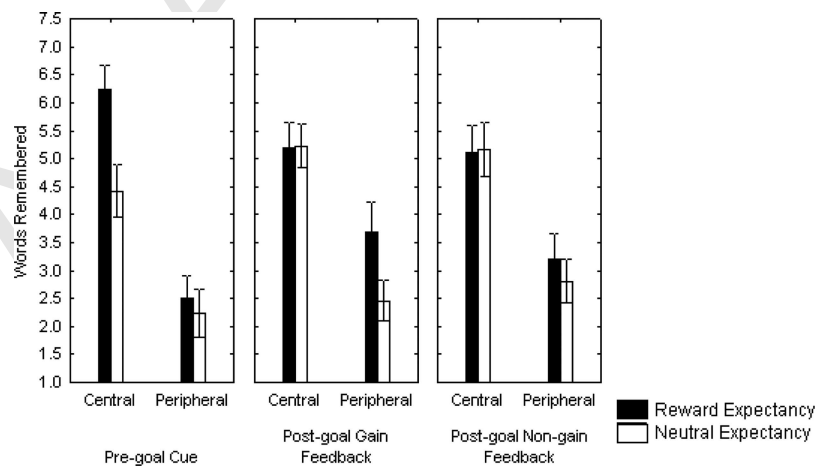


Figure 2. Recognition memory for the 2 (expectancy: reward, no reward) × 2 (word presentation: central, peripheral) × 3 (pregoal cue, postgoal gain feedback, postgoal no-gain feedback) interaction. For each bar, there were 10 words presented that could be recognized.

F2

Some of our results—postgoal positive affect causing better memory for peripheral information—are conceptually consistent with other findings (Berntsen, 2002; Storbeck & Clore, 2005; Talarico, Berntsen, & Rubin, 2008), if we assume that the past studies evoked positive affects that were low in approach motivation. This is likely the case. Storbeck and Clore (2005) used pleasant music, and Berntsen (2002) and Talarico et al. (2008) had participants recall pleasant memories. The affective states created by these manipulations are not associated with specific goal-directed action tendencies and unlikely to be associated with strong approach motivation.

The results of Experiment 1, particularly the enhanced central memory after the activation of approach-motivated positive affect, are novel. Thus, we thought it important to replicate the finding that pregoal positive affect causes better memory for centrally presented stimuli. We sought to conceptually replicate this effect using a different manipulation of approach-motivated positive affect.

Experiment 2

In Experiment 2, we used pictorial stimuli that have been found to reliably evoke approach-motivated positive affect (Gable & Harmon-Jones, 2008a, 2008b, in press-b; Harmon-Jones & Gable, 2009). We hypothesized that appetitive pictures would cause better memory for centrally presented stimuli than neutral pictures.

Method

Eighty-eight introductory psychology students participated. Four practice trials occurred at the beginning of the game. Each trial ($n = 120$) began with an appetitive (dessert, $n = 60$) or neutral (rock, $n = 60$) picture presented full screen on a 17-in. (43.18-cm) computer monitor (2 s), followed by an interstimulus interval (ISI) of 400–800 ms. After 20 of the appetitive and 20 of the neutral pictures, a neutral word was displayed for 250 ms in the center or periphery, as in Experiment 1. Next, the flanker task of Experiment 1 occurred. ITI varied between 3 and 5 s. Finally, memory for the words was measured, as in Experiment 1. Forty old words (10 in each of the four conditions) and 40 new neutral foil words were presented.

Results and Discussion

A 2 (picture type: appetitive vs. neutral) \times 2 (word presentation: central vs. peripheral) ANOVA produced a significant interaction, $F(1, 87) = 24.17, p < .0001, \eta_p^2 = .22$. Centrally presented words after appetitive pictures ($M = 5.62, SD = 2.74$) were recognized significantly more than centrally presented words after neutral pictures ($M = 4.89, SD = 2.53, p < .0001$). In contrast, peripherally presented words after neutral cues ($M = 2.50, SD = 2.15$) were recognized significantly more than peripherally presented words after appetitive pictures ($M = 2.00, SD = 2.02, p = .006$). Centrally presented words were recognized more than peripherally presented words for both picture types, $ps < .0001$.

The results of Experiment 2 conceptually replicated the results of Experiment 1 with stimuli used that have been found to consistently evoke approach-motivated positive affect and narrowed attention. Appetitive, as compared with neutral, pictures caused

better recognition of centrally presented words and worse recognition of peripherally presented words.

General Discussion

The present results indicate that approach-motivated positive affect enhances memory for centrally presented stimuli. In Experiment 1, approach-motivated positive affect was manipulated with an expectancy to win rewards, as in other research (Knutson et al., 2000; Knutson & Wimmer, 2007). In Experiment 2, approach-motivated positive affect was manipulated with appetitive pictures, as in other research (Gable & Harmon-Jones, 2008a, 2008b). Although different methods were used in the two experiments, both found improved memory for centrally presented information. These results agree conceptually with experiments showing that approach-motivated positive affect narrows attention (Gable & Harmon-Jones, 2008a; Harmon-Jones & Gable, 2009).

In contrast, postgoal, low approach-motivated positive affect enhanced memory for peripherally presented stimuli (in Experiment 1). This affective state was created through accomplishing the goal of winning rewards, as in other research (Knutson & Wimmer, 2007). This manipulation of low approach-motivated positive affect produced results conceptually consistent with past research that demonstrated that positive affect causes a broadening of memory (Berntsen, 2002; Storbeck & Clore, 2005; Talarico et al., 2008).

Of note is that the affective states in the present experiments affected memory for stimuli unrelated to the affective state. These results indicate that the memory consequences of high and low approach-motivated positive affects are general and not specifically tied to memory for the affective stimuli.

Is approach motivational intensity the best explanation for the present results? Might emotional intensity or arousal account for the effects? We suggest that approach motivational intensity provides a better explanation than emotional intensity or arousal. Regarding emotional intensity, past experiments on the attentional consequences of low- versus high-approach positive affect found that low- and high-approach positive affect evoked similar levels of self-reported happiness differed on amusement (low approach) and desire (high approach; Gable & Harmon-Jones, 2008a). These results suggest that emotional intensity, as measured by self-reported emotional experience, cannot account for the attentional differences produced, which parallel the memory effects found here.

Regarding arousal, consistent with other theories of emotion, we view motivational intensity as being closely related to the arousal level of affective states (Bradley & Lang, 2007). However, arousal and motivation are not identical. In a recent experiment, the effect of general arousal on attentional narrowing was tested by having participants respond to an attentional bias task after appetitive and neutral pictures while undergoing stationary physical exercise. Although physical exercise heightened arousal as measured by heart rate, the increased arousal level did not cause narrowing of attention (Harmon-Jones, Gable, & Hobbs, 2009). In addition, some affective states, such as amusement, are thought to be high in arousal or a “higher activation state” (Fredrickson & Brannigan, 2005, p. 326), and these states are thought to cause attentional and memory broadening (Fredrickson & Brannigan, 2005; Gable & Harmon-Jones, 2008a; Talarico et al., 2008). We posit that these

states are low in approach motivation because they were not associated with strong urges to act. Moreover, low- and high-approach positive affect differ in relative left frontal cortical activation, which is associated with approach motivational intensity (Harmon-Jones et al., 2008).

Finally, our conceptual model explains both the narrowing of attention and memory associated with high approach motivation and the broadening of attention and memory associated with low approach motivation. We are aware of no theories based on emotional intensity and arousal that would predict both narrowing and broadening.

The present research highlights the importance of incorporating motivation into studies on affect, an idea that has been called for in research on central and peripheral memory (Larson & Steuer, 2009; Levine & Edelman, 2009).

References

- Berntsen, D. (2002). Tunnel memories for autobiographical events: Central details are remembered more frequently from shocking than from happy experiences. *Memory & Cognition*, *30*, 1010–1020.
- Bradley, M. M., & Lang, P. J. (1999). *Affective norms for English words (ANEW): Instruction manual and affective ratings* (Tech. Rep. No. C-1). Gainesville: The Center for Research in Psychophysiology, University of Florida.
- Bradley, M. M., & Lang, P. J. (2007). Emotion and motivation. In J. T. Cacioppo, L. G. Tassinary, & G. Berntson (Eds.), *Handbook of psychophysiology* (3rd ed., pp. 581–607). New York: Cambridge University Press.
- Brown, R., & Kulik, J. (1977). Flashbulb memories. *Cognition*, *5*, 73–99.
- Carver, C. S. (2003). Pleasure as a sign you can attend to something else: Placing positive feelings within a general model of affect. *Cognition and Emotion*, *17*, 241–261.
- Crossman, A. M., Sullivan, M. W., Hitchcock, D. M., & Lewis, M. (2009). When frustration is repeated: Behavioral and emotion responses during extinction over time. *Emotion*, *9*, 92–100.
- Eriksen, B. A., & Eriksen, C. W. (1974). Effects of noise letters upon the identification of a target letter in a nonsearch task. *Perception and Psychophysics*, *16*, 143–149.
- Fredrickson, B. L., & Brannigan, C. (2005). Positive emotions broaden the scope of attention and thought-action repertoires. *Cognition and Emotion*, *19*, 313–332.
- Gable, P. A., & Harmon-Jones, E. (2008a). Approach-motivated positive affect reduces breadth of attention. *Psychological Science*, *19*, 476–482.
- Gable, P. A., & Harmon-Jones, E. (2008b). Relative left frontal activation to appetitive stimuli: Considering the role of individual differences. *Psychophysiology*, *45*, 275–278.
- Gable, P. A., & Harmon-Jones, E. (in press-a). The blues broaden, but the nasty narrows: Attentional consequences of negative affects low and high in arousal. *Psychological Science*.
- Gable, P. A., & Harmon-Jones, E. (in press-b). Late positive potential to appetitive stimuli and local attentional bias: Integrating attention and motivation. *Emotion*.
- Gasper, K., & Clore, G. L. (2002). Attending to the big picture: Mood and global versus local processing of visual information. *Psychological Science*, *13*, 34–40.
- Harmon-Jones, E., & Gable, P. A. (2008). Incorporating motivational intensity and direction into the study of emotions: Implications for brain mechanisms of emotion and cognition-emotion interactions. *Netherlands Journal of Psychology*, *64*, 132–142.
- Harmon-Jones, E., & Gable, P. A. (2009). Neural activity underlying the effect of approach-motivated positive affect on narrowed attention. *Psychological Science*, *20*, 406–409.
- Harmon-Jones, E., Gable, P. A., & Hobbs, J. (2009). *Considering the role of arousal in the effect of approach-motivated positive affect on attentional narrowing*. Manuscript in preparation.
- Harmon-Jones, E., Harmon-Jones, C., Abramson, L. Y., & Peterson, C. K. (2009). PANAS positive activation is associated with anger. *Emotion*, *9*, 183–196.
- Harmon-Jones, E., Harmon-Jones, C., Fearn, M., Sigelman, J. D., & Johnson, P. (2008). Action orientation, relative left frontal cortical activation, and spreading of alternatives: A test of the action-based model of dissonance. *Journal of Personality and Social Psychology*, *94*, 1–15.
- Isen, A. M. (2002). Missing in action in the AIM: Positive affect's facilitation of cognitive flexibility, innovation, and problem solving. *Psychological Inquiry*, *13*, 57–65.
- Kensinger, E. A. (2009a). Remembering the details: Effects of emotion. *Emotion Review*, *1*, 99–113.
- Kensinger, E. A. (2009b). What factors need to be considered to understand emotional memories? *Emotion Review*, *1*, 120–121.
- Knutson, B., Fong, G. W., Bennett, S. M., Adams, C. S., & Hommer, D. (2003). A region of mesial prefrontal cortex tracks monetarily rewarding outcomes: Characterization with rapid event-related fMRI. *NeuroImage*, *18*, 263–272.
- Knutson, B., & Peterson, R. (2005). Neurally reconstructed expected utility. *Games and Economic Behavior*, *52*, 305–315.
- Knutson, B., Westdorp, A., Kaiser, E., & Hommer, D. (2000). fMRI visualization of brain activity during a monetary incentive delay task. *NeuroImage*, *12*, 20–27.
- Knutson, B., & Wimmer, G. E. (2007). Reward: Neural circuitry for social valuation. In E. Harmon-Jones & P. Winkielman (Eds.), *Social neuroscience: Integrated biological and psychological explanations of social behavior* (pp. 157–175). New York: Guilford Press.
- Larson, C. L., & Steuer, E. L. (2009). Motivational relevance as a potential modulator of memory for affective stimuli: Can we compare snakes and cakes? *Emotion Review*, *1*, 116–117.
- Levine, L. J., & Edelman, R. S. (2009). Emotion and memory narrowing: A review and goal relevance approach. *Cognition and Emotion*, *23*, 833–875.
- Nielsen, L., Knutson, B., & Carstensen, L. L. (2008). Affect dynamics, affective forecasting, and aging. *Emotion*, *8*, 318–330.
- Storbeck, J., & Clore, G. L. (2005). With sadness comes accuracy, with happiness, false memory: Mood and the false memory effect. *Psychological Science*, *16*, 785–791.
- Talarico, J. M., Berntsen, D., & Rubin, D. C. (2008). Positive emotions enhance recall of peripheral details. *Cognition and Emotion*, *23*, 380–398.

AQ: 5

Received May 18, 2009

Revision received November 9, 2009

Accepted November 10, 2009 ■

AUTHOR QUERIES

AUTHOR PLEASE ANSWER ALL QUERIES

1

AQ1: Author: The maximum number of key terms is five, so I combined the final two into one term.

AQ2: Author: Is it correct that you mean “low (or high) approach-*motivated* positive affect”? Please check throughout this paragraph, where this occurs four times.

AQ3: Author: Is “low (high) approach-*motivated*” meant in this sentence also?

AQ4: Author: Is it correct that these states are “*thought to*” cause attentional and memory broadening?

AQ5: Author: Please cite Isen (2002) in the text or delete from the Reference list.
